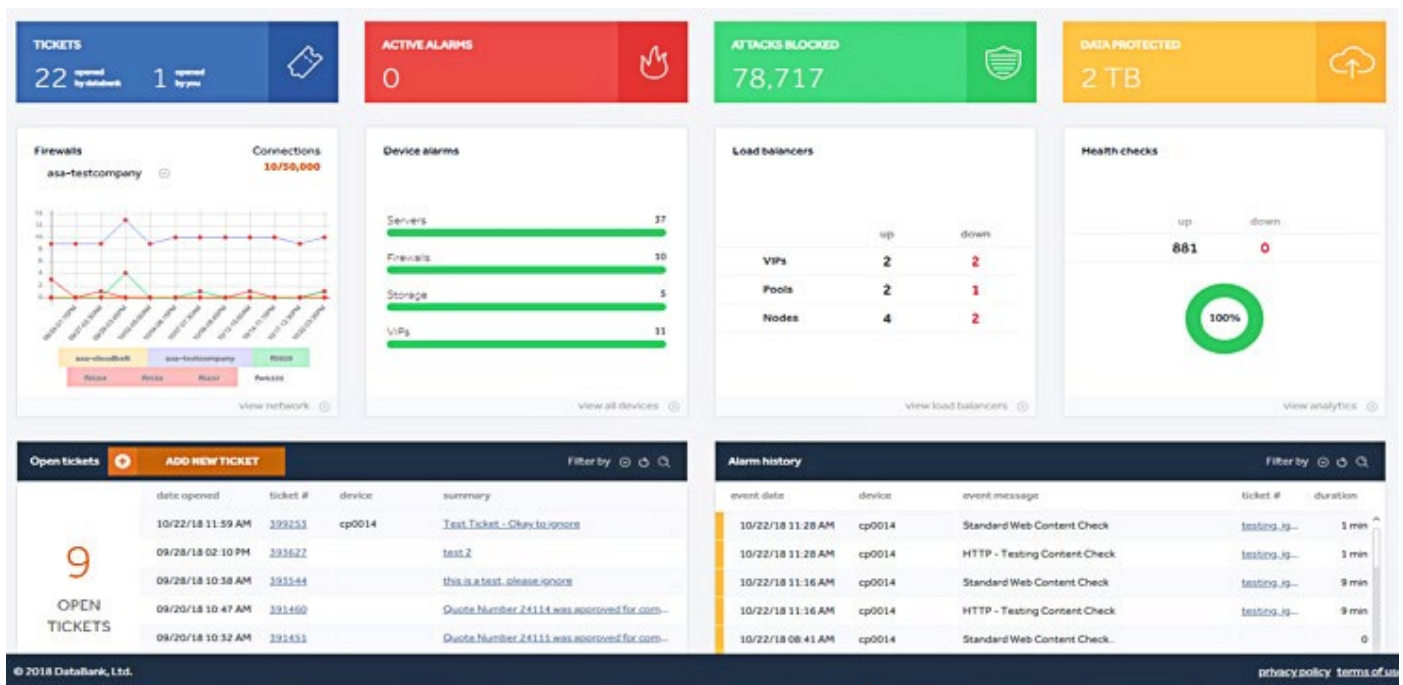


## The DataBank Portal

# COMPREHENSIVE VISIBILITY AND MANAGEMENT

### Enabling Your Hybrid Infrastructure

DataBank enables your Hybrid IT environment by giving you complete visibility and control of your data center, colocation, cloud, managed services, and network environments. Our Portal allows you to monitor and manage what matters most, such as colocation power utilization, data center physical access, security, compliance, network performance, bandwidth, tickets, devices, and billing.

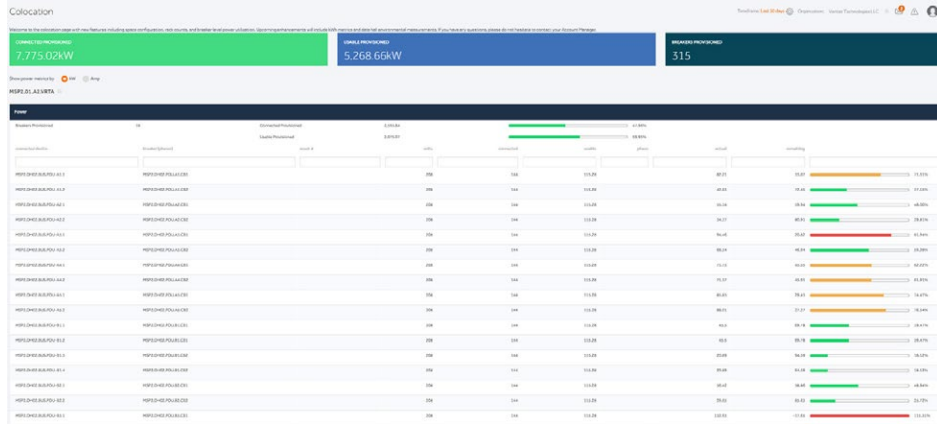


### The DataBank Difference

Our Portal evolves your data center experience by providing real-time visualization with access to a granular level of detail so you can more effectively and efficiently manage your hybrid environment. The DataBank platform is a custom-built, highly integrated platform, designed by our internal team of developers hired exclusively for the care and feeding of your mission-critical assets and solutions. As a result, you benefit by having a holistic, visual, real-time, single-pane of glass for your entire environment.

# COMPLETE VISIBILITY

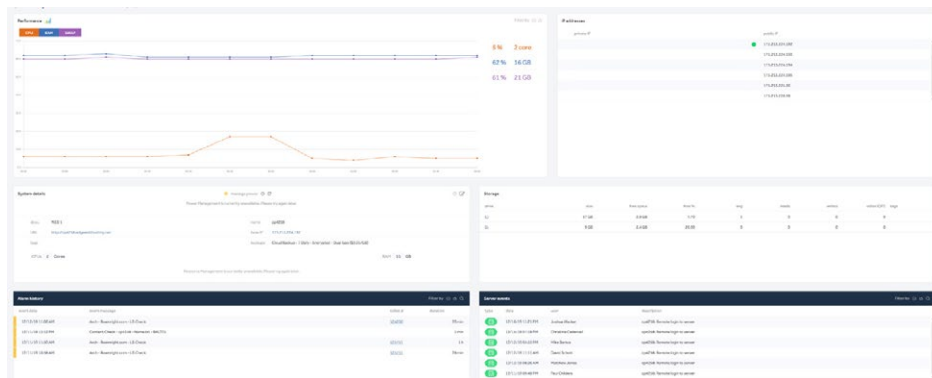
## COLOCATION SPACE AND POWER



## PHYSICAL ACCESS AND VISIBILITY

- Schedule access
- Approve, activate, and deactivate users
- Assign supervisory roles
- Provide cardholder access lists to auditors
- See who's been granted and denied access
- Environmentals
- Power circuit and breaker panels
- Power consumption
- Network ports and cable types

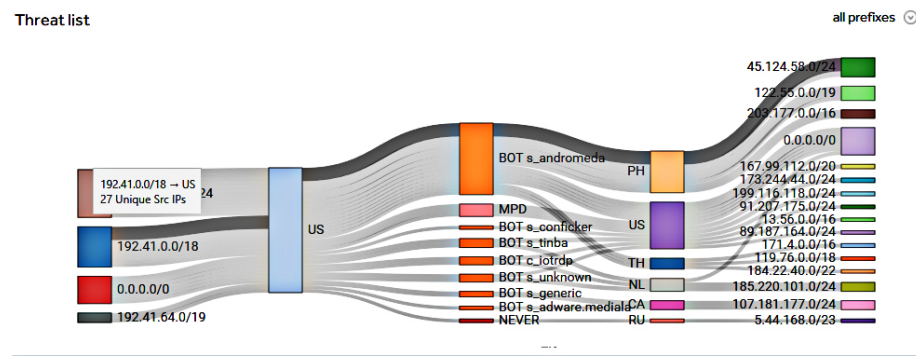
## MANAGED SYSTEMS AND SERVICES



## REPORTING

- SSL/DNS
- Servers
- Firewalls
- Load balancers
- Performance (CPU, RAM, SWAP)
- System details
- Storage
- Alarm history
- Patching schedule
- File system backups

## NETWORK PERFORMANCE AND BANDWIDTH



Source Route Prefix/LEN	Source Country	Destination Threat List Host	Destination Country	Destination Route Prefix/LEN	Max Unique Src IPs	Max Mbits/s	95th Percentile Mbits/s	95th Percentile packets/s
Historical Total: 7 days back					468	582.24	555.21	64,776.53
Total					439	630.11	603.65	70,391.47

## WIDGETS

- Threat list
- Threat source
- Top 10 protocols
- Protocol distribution
- Top 10 ports
- Flow by IP and port
- Flow by protocol
- IP prefixes
- Bandwidth in/out



# KEY FUNCTIONALITY

Home

Dashboard

Data Center Physical Access

- Cardholder Access List
- Data Center Access Report

Managed Systems

- Servers
- Firewall
- Load Balancer

Managed Services

- SSL
- DNS
- CloudFlare

Support

- Add New Ticket
- Reserve Conference Room
- New Delivery Ticket
- Request Remote Hands

Compliance

Security

Analytics

My Account

Menu Collapse

## Data Center Information Management

- ✓ Visualize power by device
- ✓ See A/B power per rack
- ✓ Visualize power to each outlet and rack
- ✓ Catalog and alarm on every device
- ✓ Alarm when 80% of power is exceeded

## Managed Systems and Services

- ✓ Devices
- ✓ Server details and performance
- ✓ DNS and SSL

## Support Tickets

- ✓ Add a new ticket
- ✓ Gain data center access
- ✓ Reserve a conference room
- ✓ Open a new delivery ticket
- ✓ Request remote hands

## Compliance

- ✓ Create compliance self-assessment
- ✓ Download compliance certifications
- ✓ Create self-assessment questionnaires

## Security

- ✓ Download vulnerability scans
- ✓ View IDS/IPS information
- ✓ Query volume and type of attack

## Billing

- ✓ View invoices
- ✓ Change billing contacts
- ✓ Compare invoices

## User Management

- ✓ Manage users and roles
- ✓ Edit user accounts

## Data Center Physical Access

- ✓ Activate and deactivate access
- ✓ Cardholder access list
- ✓ Data center access report

## Network Visualization and Performance

- ✓ Visualize bandwidth utilization
- ✓ Verify network performance

TALK TO AN EXPERT

Discover the DataBank Difference

[ask@databank.com](mailto:ask@databank.com) | 800.840.7533



**DATABANK**  
Data Center EvoIved™

DATA CENTERS | COLOCATION | CONNECTIVITY | CLOUD & HYBRID SOLUTIONS | MANAGED SERVICES